

Block of the Month for August 2009


HOT SUMMER MADNESS

Directions:

- ♥ Use good quality pre-washed 100 % cotton fabrics.
- ♥ Unfinished block is 9"

Fabric:

- ♥ **Colors:** (BRIGHT) red, blue, green, yellow, orange, purple, Tone-on-tone, small/medium prints, batiks
- ♥ **Background:** Tone-on-tone white



Fabric and Cutting (for 1 block)

- ♥ **Color:** Cut one (1) 5" square ("B" on Diagram 4)
Cut six (6) 3 1/8" squares
- ♥ **Background:** Cut six (6) 3 1/8" squares

Sewing Directions:

- ♥ Draw a diagonal line from corner-to-corner on the wrong side of the 6 background squares (diagram 1).
- ♥ Match up with a colored square, right sides together (diagram 1).
- ♥ Sew $\frac{1}{4}$ " on each side of the drawn line as in diagram 2.
- ♥ Cut on the drawn line, forming 2 half-square triangles (diagram 3). Press seam toward the darker color. Squares should measure $2\frac{3}{4}$ " after pressing.
- ♥ Lay out all squares and sew as directed in diagram 4.
- ♥ Press smaller square seams as directed with arrows in diagram 2.
- ♥ Press seams around larger, center square toward center.

Diagram 1

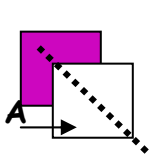


Diagram 2

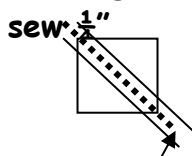


Diagram 3


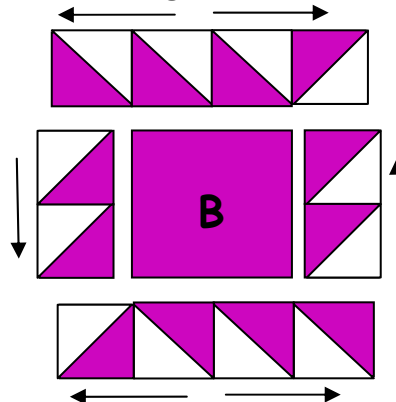


Diagram 4



Cut on center line



Make as many blocks as you want! Use up that stash fabric! You will receive a ticket for each block turned in for a chance to win a nice collection of blocks. Each month the first 5 people to bring in 5 blocks will win a special prize. If you have any questions call **Judy Stumpf** at 714.996.0963 or email me at jestumpf@gmail.com
Fons and Porter's Love of Quilting Magazine July/August 2009. All rights reserved.
For private non-commercial use only.