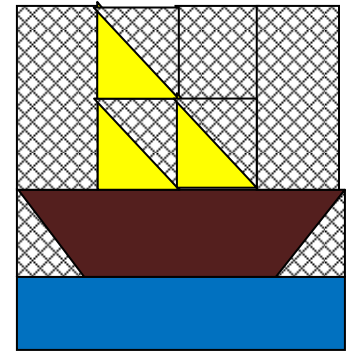


Block of the Month for June 2009

SAIL AWAY!



Directions:

- ♥ Use good quality pre-washed 100 % cotton fabrics.
- ♥ Unfinished block is 6 $\frac{1}{2}$ ".



Fabric: (for 1 block)

- ♥ Background: White, white on white
- ♥ Sail: Medium value summer colors, small prints or tone on tone
- ♥ Boat: Browns, small prints, tone on tone
- ♥ Water: Blues, small prints, tone on tone

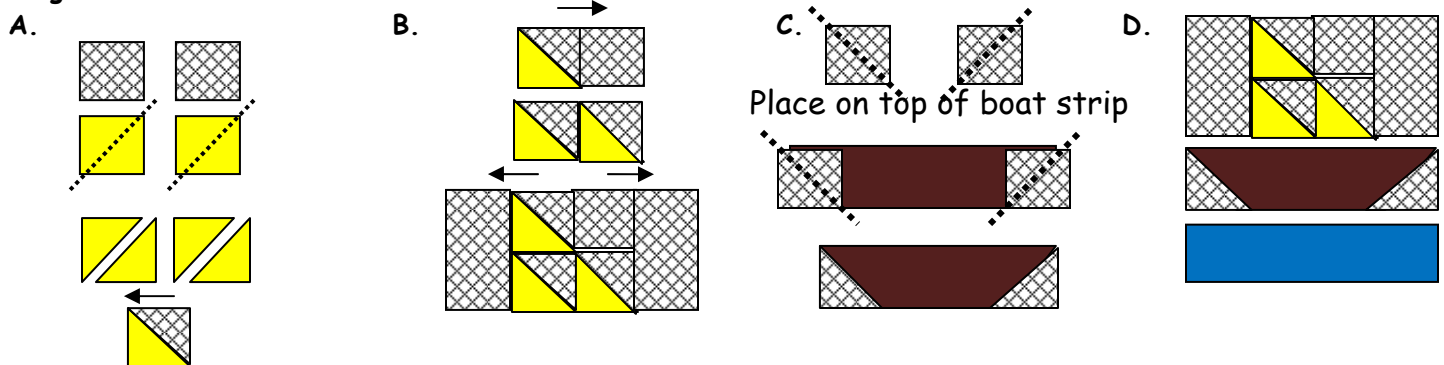
Cutting Directions: (for 1 block)

- ♥ Background: (2) 2 $\frac{1}{2}$ " squares
- ♥ Sky: (3) 2" squares and (2) 2" x 3 $\frac{1}{2}$ " strips
- ♥ Sail: (2) 2 $\frac{1}{2}$ " squares
- ♥ Boat: (1) 2" x 6 $\frac{1}{2}$ " strip
- ♥ Water: (1) 2" x 6 $\frac{1}{2}$ " strip

Sewing Directions:

1. Using 2 sky squares  and 2 sail squares , right sides together, draw a diagonal line on the back of one, sew and cut as in Diagram 'A'. Press seam toward darker fabric. Square up each to 2". We will only use 3 of these.
2. Sew sky & sail squares together as in Diagram 'B'. Press seams away from Sails. Sew on 2 side pieces of Sky. Press seams away from Sails.
3. Draw diagonal lines on wrong sides of the 2 smaller pieces of Sky, sew and cut as in Diagram 'C', press seams toward Sky.
4. Sew last pieces together as Diagram 'D' shows. Press seams toward Water.

Diagrams:



Make as many blocks as you want! Use up that stash fabric! You will receive a ticket for each block turned in for a chance to win a nice collection of blocks. Each month the first 5 people to bring in 5 blocks will win a special prize. If you have any questions call [Judy Stumpf](tel:714.996.0963) at 714.996.0963 or email me at jestumpf@gmail.com.

Created by Eleanor Burns and Sue Bouchard. "Underground Railroad Sampler". All rights reserved. For private non-commercial use only.