


BLOCK OF THE MONTH FOR MAY 2009

SUMMER FLORAL PLAID

Directions:

- ♥ Use good quality pre-washed 100 % cotton fabrics.
- ♥ Unfinished block is $12 \frac{1}{2}$ ".


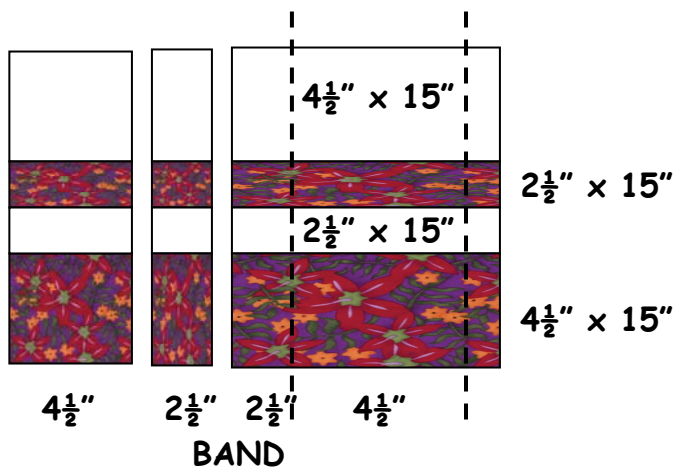


Fabric and Cutting (for 1 block)

- ♥ Floral: Cut 1 strip $4 \frac{1}{2}$ " x 15"
Cut 1 strip $2 \frac{1}{2}$ " x 15"
- ♥ Solid: Cut 1 strip $4 \frac{1}{2}$ " x 15"
Cut 1 strip $2 \frac{1}{2}$ " x 15"

Sewing Directions:

- ♥ Join the strips as shown in the diagram to create the band.
- ♥ Press all seams toward the floral.
- ♥ Cut band into segments as indicated.
- ♥ Rotate the segments as shown in the block piecing diagram.
- ♥ Sew them together to make a block.



BLOCK PIECING



Make as many blocks as you want! Use up that stash fabric! You will receive a ticket for each block turned in for a chance to win a nice collection of blocks. Each month the first 5 people to bring in 5 blocks will win a special prize. If you have any questions please call [Judy Stumpf](tel:714.996.0963) at 714.996.0963 or email me at jestumpf@gmail.com.