

BLOCK OF THE MONTH FOR DECEMBER 2008

NEW YEAR MELODY

Like a single musical note, a quilt block holds an identity all its own. Piece it with others that are slightly different, however; and the effect is beautiful music. These scrappy blocks herald in the New Year, and the resulting pieces put together will create a result that tingles the senses.



Diagram I

The directions are simple:

Use good quality pre-washed 100% cotton fabrics.
Your block will measure 9 " unfinished, 8 1/2" finished

Fabric:

In various color combinations:
Greens, blues, reds, blacks, browns, purples, white,
pink
Prints (small/medium), or tone on tone
Lights, mediums and darks in contrast




Diagram II

Cutting Instructions:

- A- 2 3/8" square
- B- 3" square, cut in half diagonally to make 2 half-square triangle (blocks)
- C- 3 7/8" square, cut in half diagonally to make 2 half square triangle (blocks)
- D- 5 1/8" square, cut in half diagonally To make 2 half-square triangle (blocks)

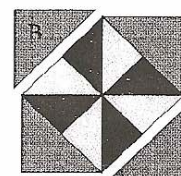


Diagram III

Sewing Instructions:

In Diagrams I and II, press seams toward darker fabric. In Diagrams III, IV and V, press seams toward outside of square.

Make 1-5 blocks. You will receive a ticket for each block turned in for a chance to win a nice collection of quilt blocks. Each month, the 1st five people to bring in 5 blocks win a special prize.
Questions? Call Judy Stumpf (714) 996-0963.
Email: jestumpf@gmail.com

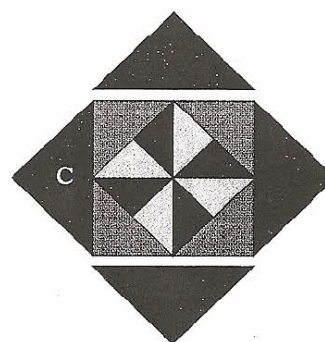


Diagram IV




Diagram V



Taken from: McCall's Quilting Magazine, February 2006, pgs. 24-26, designed by Deb Moffett-Hall.